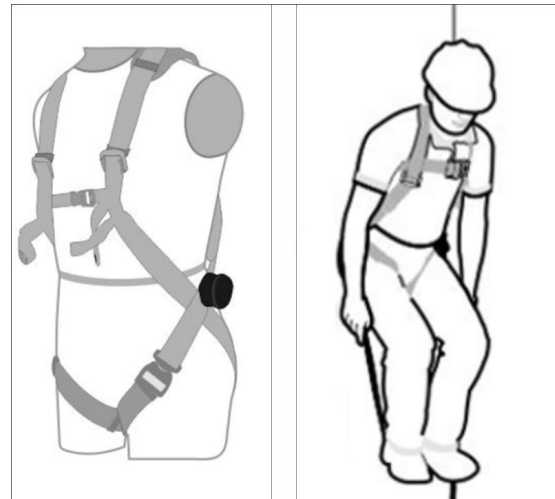






FICHA TÉCNICA

VSG527K



FA 10 901 00



REF.	FA 10 901 00
LG.	Min: 80 cm – Max: 130 cm
MAT.	 : 20 mm Polyester
	
	0.08kg

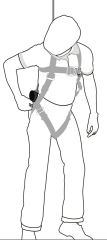
HS CODE
63079098
CARTON SIZE / PCS.
80 x 40 x 24 cm / 100

COMO SE HA DE UTILIZAR

1
STEP

Un-zip the pouches fitted on both sides of Harness

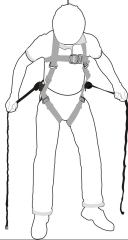
Ouvrir les étuis fixés de chaque coté du harnais



2
STEP

Hold the 2 straps together


Prendre les 2 sangles



3
STEP

Connect the straps with each other making a loop with the help of easy to use buckle.


Connecter les 2 sangles ensemble avec le crochet afin de former une boucle



4
STEP

Put your feet into the loop


Mettre les pieds à l'intérieur de la boucle



5
STEP

Stand onto the loop, so that the thigh straps are free to move

De ce fait la sangle Anti-Traumatique va permettre de libérer les sangles des cuisses



6
STEP

Adjust the sit strap towards the front to release pressure and give a seat-posture.

Ajuster la sangle de façon à supprimer l'effet de strangulation et de se maintenir dans une position assis

